




SOLUTIONS TO COMMON ROSE ISSUES

ISSUE	APHIDS	POWDERY MILDEW	BLACK SPOT
PHOTO			
HOW TO IDENTIFY	Small, fleshy insects in bright green, white, or black cluster on buds or undersides of leaves	White, dull circular spots formed on tops of leaves	Brown, purple, or black spots appearing on older foliage in particular.
PREVENTION TIPS	Avoid overfeeding with Nitrogen-rich fertilizer too early in the season. Periodically hose off foliage and flower buds of aphid-prone plants to keep populations low.	Avoid overhead watering and make sure plants have good air circulation around leaves to avoid or reduce powdery mildew infestations.	Avoid overhead watering and keep leaves dry. Prune to reduce the risk of stagnant air and improve circulation. Remove diseased foliage and clear fallen leaves.
TREATMENT	Use ladybugs, Insecticidal Soap, or BioAdvanced Rose & Flower Insect Killer.	Apply Neem Oil or Bonide Infuse Systemic Fungicide.	Apply Neem Oil or Rose Rx Systemic Drench. Apply early-season Copper or Horticultural Oil.